

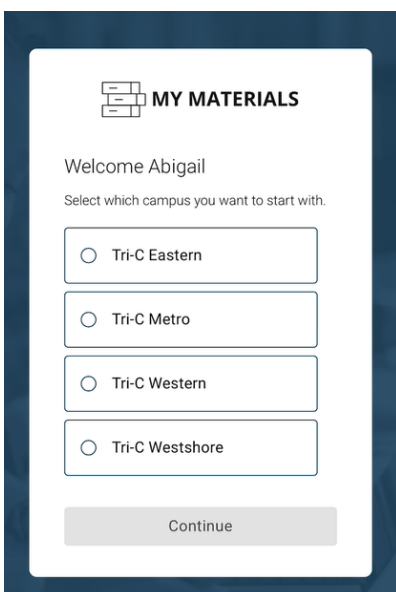
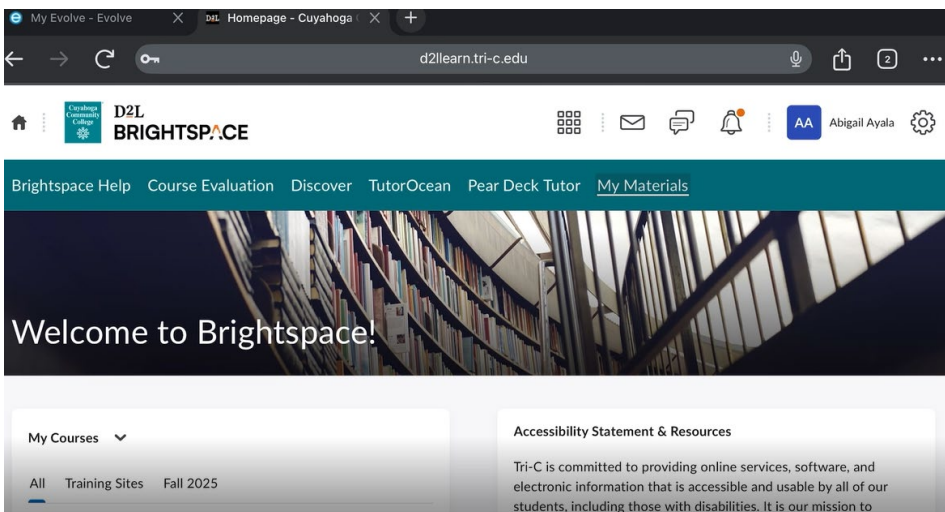


## STUDENT GUIDE

On your computer:

Log in to [My Tri-C Space](#) and go to the **Brightspace LMS**.

Once there click on **My Materials** link and select the campus your course(s) are at.



This link will provide you with a list of materials needed for each of your registered courses for the **Fall 2025** semester.

**Cuyahoga Community College**

Fall 2025

**Key Dates**

August 2025

S	M	T	W	T	F	S
27	28	29	30	31	1	2
3	4	5	6	7	8	9
10	11	12	13	14	15	16
17	18	19	20	21	22	23
24	25	26	27	28	29	30

☐ AUGUST 17, 2025  
Material list live

☐ AUGUST 25, 2025  
First day of class

**My Material**

Tri-C Western

**My Course List**

ACCT 1311 83131  
Financial Accounting

**INCLUSIVE ACCESS**

**Required** **Digital**

**Connect for Financial Accounti...**

Wild, 11th Edition

Access available: 08/17/2025  
Opt out deadline: 09/13/2025

**Launch**

**Optional** **Print**

**Loose Leaf Inclusive Access fo...**

Wild, 11th Edition

Price starting at: \$43.75

**Purchase Options**

Please note that any **Inclusive Access** materials are part of Tri-C Books and there is nothing more to buy at the Bookstore. Click Launch and you will be directed to your course materials OR to redeem an access code for your materials

If there is a **Purchase Option** link available, click on that link and it will take you directly to the [Tri-C Bookstore](#) website to place an order for in-store pickup or delivery

If you need to look at materials from another campus you can select the campus from the drop-down menu. If there are no courses at the selected campus it will show that the system is unable to find course registrations for this term

**My Material**

Tri-C Western

**My Course List**

ACCT 1311 83131  
Financial Accounting

**Required** **Digital**

**Connect for Financial Accounti...**

Wild, 11th Edition

Access available: 08/17/2025  
Opt out deadline: 09/13/2025

**Launch**

**Optional** **Print**

**Loose Leaf Inclusive Access fo...**

Wild, 11th Edition

Price starting at: \$43.75

**Purchase Options**

**Select Your Campus**

☐ Tri-C Eastern  
☐ Tri-C Metro  
☒ Tri-C Western  
☐ Tri-C Westshore

**Apply**

**My Material**

Tri-C Eastern

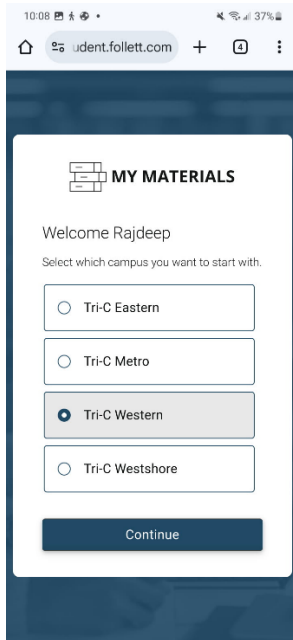
We were unable to find course registrations for this term.

On your phone:

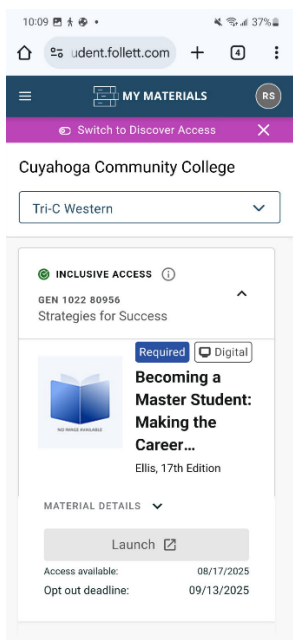
Log in to [My Tri-C Space](#) and go to the **Brightspace LMS**

Click on the three lines on the top left of the screen aka the “hamburger”

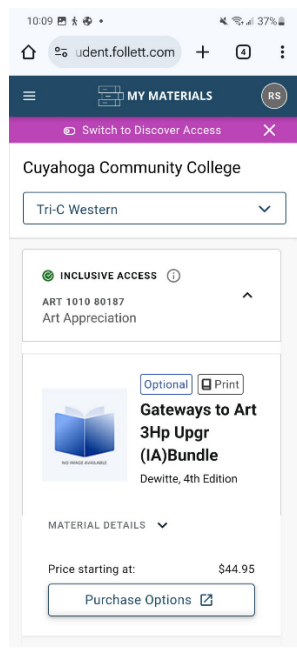
Click on My Materials and then select the campus your course(s) are at



Please note that any **Inclusive Access** materials are part of Tri-C Books and there is nothing more to buy at the Bookstore. Click **Launch** and you will be directed to your course materials OR to redeem an access code for your materials



If there is a **Purchase Option** link available, click on that link and it will take you directly to the [Tri-C Bookstore](#) website to place an order for either in-store pickup or delivery



1. To access your Pearson MyLab/MyMastering/Revel codes:

Log into [My Tri-C Space](#) and go to the **Brightspace LMS**

Click on the My Materials link and select the campus your course is at

Your Pearson materials will have a Launch button that will take you to Redshelf – an account has already been created for you using your acad.tri-c.edu email address

In Redshelf click on the icon of your Pearson code – a window will open on the right side of the page and give you an option to copy your Access Code.

Return to the MyMathLab tile in Brightspace and click on the Pearson link.

Click on Open MyLab/Mastering/Revel

You should now be able to either login to an existing MyLab/Mastering/Revel account or create a new account and paste and register the code

2. To access your **Courseware** (Connect/MindTap/Achieve/etc)

Log into [My Tri-C Space](#) and go to the **Brightspace LMS**

Click on the My Materials link and select the campus your course is at

Your Courseware materials will have a Launch button that will take you directly to the content that your instructor has paired their course with. If you are having issues with accessing that materials you may need to reach out to your instructor to verify the course has been paired – you may need a Course Code or Course ID to finish logging in.