


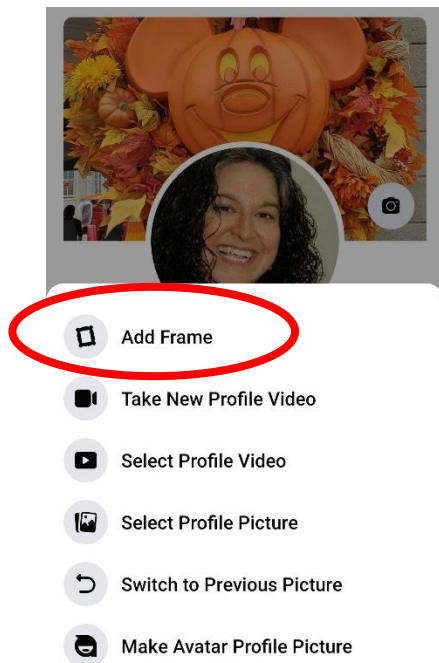
How to find the Autumn Blaze 5K frames on Facebook:

1. Open the **Facebook** app

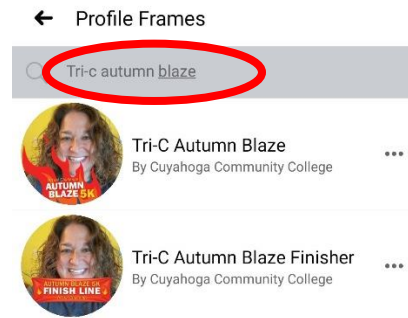
2. Go to **your profile** and click on the **camera icon** by your profile photo.



3. Click on **“Add Frame.”**



4. Type **“Tri-C autumn blaze”** in the **“search frames”** bar. Select one of the two frames that appear.



5. Include the hashtag **#AutumnBlaze5K** in the **“Say something about your profile picture”** section underneath your photo.



6. Click on **“Save”** in the top right.