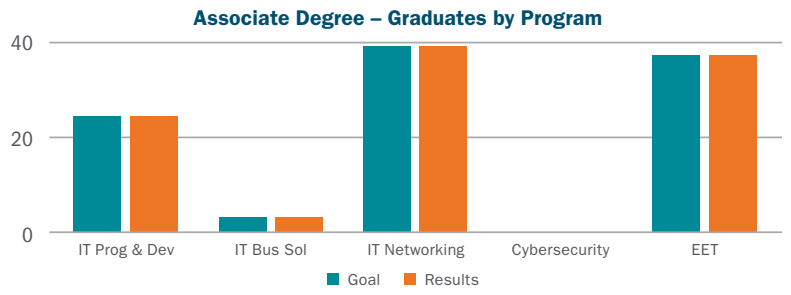



## IT Graduates by Program and Year (Fall 2019)

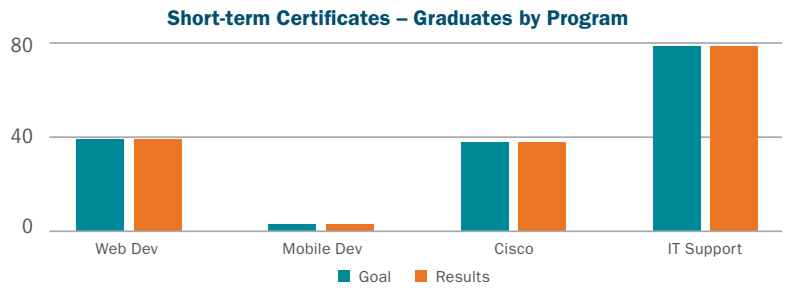
Associates Degree – Graduates by Program	Goal	Results
IT Prog & Dev	24	24
IT Bus Sol	3	3
IT Networking	39	39
Cybersecurity	0	0
EET	37	37



Post-Degree Certificates – Graduates by Program	Goal	Results
IT Prog & Dev	12	12
IT Bus Sol	3	3
.Net Programming (Missing)	0	0
Cybersecurity	0	0
Data Analytics	0	0

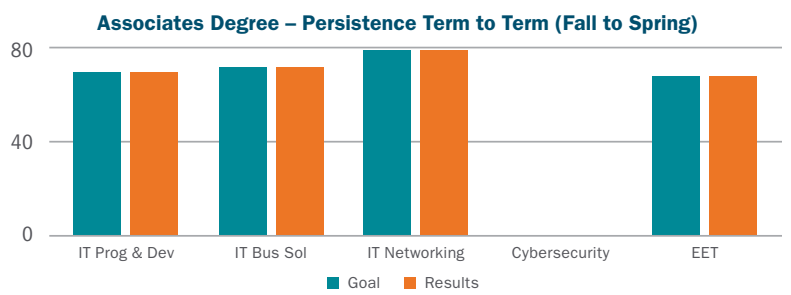


Short-term Certificates – Graduates by Program	Goal	Results
Web Dev	38	38
Mobile Dev	3	3
Cisco	37	37
IT Support	78	78

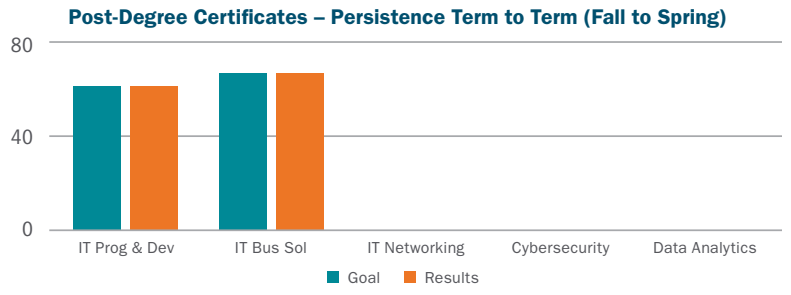


## Persistence % Term to Term (Fall to Spring) based on Fall 2019 data

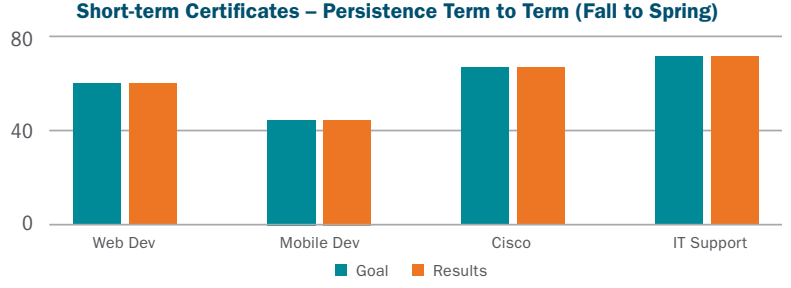
Associates Degree	Goal %	Results %
IT Prog & Dev	69.1	69.1
IT Bus Sol	71.4	71.4
IT Networking	78.3	78.3
Cybersecurity	0	0
EET	67.6	67.6



Post-Degree	Goal %	Results %
IT Prog & Dev	60.7	60.7
IT Bus Sol	66.7	66.7
.Net Programming (Missing)	0	0
Cybersecurity	0	0
Data Analytics	0	0

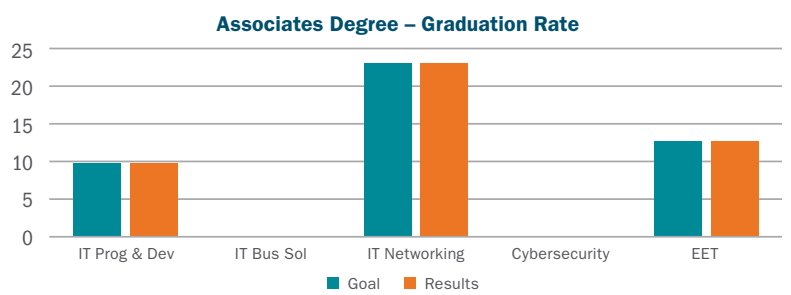


Short-term Certificates	Goal %	Results %
Web Dev	60	60
Mobile Dev	44.4	44.4
Cisco	66.7	66.7
IT Support	71.4	71.4




## Graduation Rate in % (3-year Cohort Fall 2016 data)

Associates Degree	Goal %	Results %
IT Prog & Dev	9.7	9.7
IT Bus Sol	0	0
IT Networking	22.8	22.8
Cybersecurity	0	0
EET	12.5	12.5



## Graduation Rate in % (Fall 2018 Cohort data) for Post Degree and Short-term certificates

Post-Degree Certificates	Goal %	Results %
IT Prog & Dev	27.3	27.3
IT Bus Sol	27.3	0
.Net Programming (Missing)	0	0
Cybersecurity	0	0
Data Analytics	0	0



Short-term Certificates	Goal %	Results %
Cisco	20	20
IT Support	9.1	9.1
Web Dev	0	0
Mobile Dev	0	0

